

English Revision Worksheet-1

(2019-20)

Class 1

Name _____ R.No. _____ Sec _____ Date _____

Q1. Fill in the missing letters. (Phonic Sound)




B _____



W _____



F _____



W _____




C _____ K



H _____



D _____



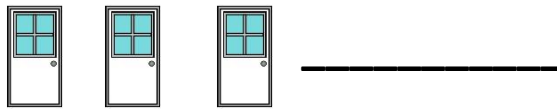
F _____ D



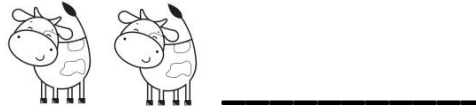
M _____ N

Q2. Change the singular nouns into the plural.

a)  door




b)  cow



c)  Cup



d)  ladybug



Q3. Fill in the blanks using a or an.

a) Tina has _____ red wagon.

b) Mom and I saw _____ gorilla in the zoo.

c) My sister is _____ engineer.

d) I read _____ amazing story.

Q4. Fill in the blanks using 'This' or 'That'.

a) _____ is a peacock.



b) I like _____ big book.



c) _____ is a fish tank.



d) Let us eat _____ cookie.



Q5. Fill in the blanks.

a) When you sleep you get _____.

b) The _____ has pretty spots.

c) We _____ sounds with our ears.

Q6. Make sentences.

a) walk- _____

b) skin - _____

c) bed - _____

ENGLISH
WORKSHEET – 1 (2019-20)

Class – I

Date: _____

Name _____ Roll No. _____ Sec. _____

Use of 'This' and 'That'

This - is used to point out a single object **near** to us.

That - is used to point out a single object **far** from us.

For example-

This is a dog.

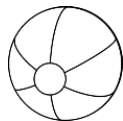


That is a dog.



Q1. Fill in the blanks using 'This' or 'That'.

a) _____ is a ball.



b) _____ is a tree.



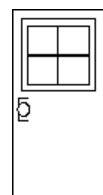
c) _____ is a hen.



d) _____ is a fan.



e) _____ is a door.



f) _____ is a swing.

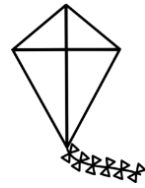


Q2. Circle the correct word.

a) **This / That** is a pear.



b) **This / That** is a kite.



c) **This / That** is a book.



d) **This / That** is a star.



e) **This / That** is a pencil.



f) **This / That** is a bird.



g) **This / That** is a cap.



ENGLISH
WORKSHEET – 2 (2019-20)

Class – I

Date: _____

Name _____ Roll No. _____ Sec. _____

Use of ‘A’ or ‘AN’

We use **a** or **an** when we talk about one person, one animal, one place or one thing.

an – **An** is used with words which begin with the vowel sound- a, e, i, o, u.

For example - an **a**ntelope







an **e**mu

a- **A** is used with words which begin with the consonant sound.

For example - a **p**ancake

a **h**ouse

Q1. Use a or an for each picture-



Q2. Use a or an.

_____ lion	_____ yacht	_____ engine
_____ zebra	_____ ox	_____ tent
_____ igloo	_____ ant	_____ computer
_____ doctor	_____ axe	_____ girl
_____ ear	_____ book	_____ onion
_____ bee	_____ mango	_____ pencil

Q3. Fill in the blanks using a or an.


- 1) _____ eagle is _____ big bird.
- 2) I have _____ sharpener.
- 3) I lost _____ hat and _____ umbrella.
- 4) Samir gave me _____ raincoat.
- 5) Riya is eating _____ ice-cream.
- 6) Mr. Ali is _____ pilot.
- 7) Jack drinks _____ glass of milk at night.
- 8) I ate _____ orange and _____ pear.
- 9) Sara has _____ letter and _____ envelope.
- 10) There is _____ inkpot on the table.

MATHEMATICS
REVISION WORKSHEET -1 (2019-20)

Class – I

Name: _____ Roll No: _____ Sec: _____ Date: _____

Q1. What comes before?



Q2. Put sign > , < or =

a) 58 9

b) 30 20

c) 45 54

d) 50 50

Q3. Circle the largest number:

a) 4 , 54 , 26 , 68

b) 96 , 11 , 44 , 72

Q4. What comes after?

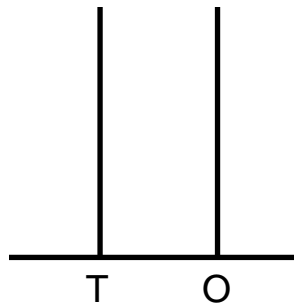


Q5. Write number names:

a) 35 = _____

b) 44 = _____

Q6. Represent the number on Abacus and write as Tens and Ones:




$$5 = \underline{\quad} \text{ tens} + \underline{\quad} \text{ ones}$$

Q7. Circle the smallest number :

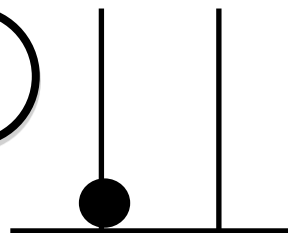

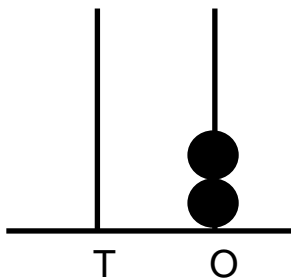

a) 99 , 78 , 76 , 100

b) 85 , 51 , 42 , 15

Q8. What comes in between?



Q9. Count the number of beads on abacus spikes and write the number in the given circle:



Q10. Complete the series:

a) 72 , 73 , _____ , _____ , _____ , _____

b) 53 , 52 , _____ , _____ , _____ , _____

Q11. Add:

$$\begin{array}{r} \text{a) } 3 \\ + 2 \\ \hline \square \end{array}$$

$$\begin{array}{r} \text{b) } 6 \\ + 3 \\ \hline \square \end{array}$$

$$\begin{array}{r} \text{c) } 5 \\ + 2 \\ \hline \square \end{array}$$

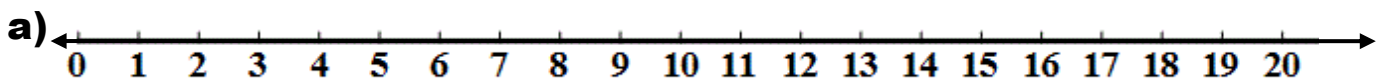
MATHEMATICS WORKSHEET - 2 (2019-20)

TOPICS: Addition

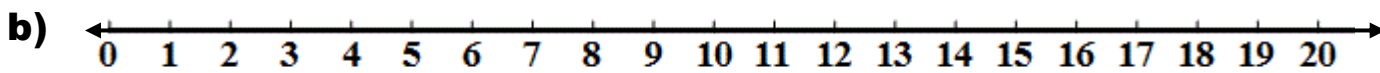
Class – I

Name _____ Roll No. _____ Sec. _____ Date: _____

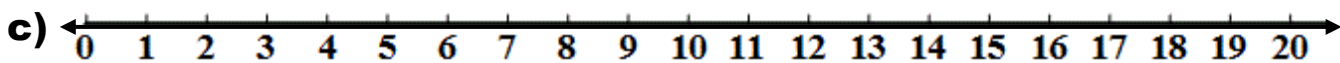
Q1. Do the following additions on Number Line:



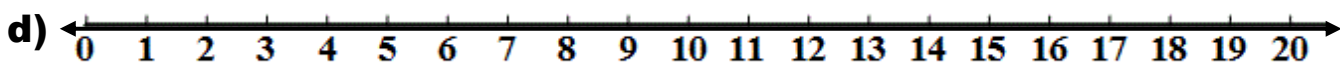
$$3 + 2 = \underline{\hspace{2cm}}$$



$$5 + 3 = \underline{\hspace{2cm}}$$



$$5 + 4 = \underline{\hspace{2cm}}$$



$$9 + 1 = \underline{\hspace{2cm}}$$

Q2. Addition in column:

$$\begin{array}{r} 3 \\ + 3 \\ \hline \square \end{array}$$

$$\begin{array}{r} 6 \\ + 4 \\ \hline \square \end{array}$$

$$\begin{array}{r} 7 \\ + 0 \\ \hline \square \end{array}$$

$$\begin{array}{r} 8 \\ + 1 \\ \hline \square \end{array}$$

$$\begin{array}{r} 5 \\ + 2 \\ \hline \square \end{array}$$

$$\begin{array}{r} 2 \\ + 0 \\ \hline \square \end{array}$$

$$\begin{array}{r} 4 \\ + 5 \\ \hline \square \end{array}$$

$$\begin{array}{r} 9 \\ + 1 \\ \hline \square \end{array}$$

Q3. Addition in rows:

a) $2 + 3 =$ _____

e) $9 + 0 =$ _____

b) $4 + 1 =$ _____

f) $3 + 4 =$ _____

c) $5 + 2 =$ _____

g) $0 + 1 =$ _____

d) $7 + 3 =$ _____

h) $5 + 5 =$ _____

नाम- _____

विभाग : _____

अनुक्रमांक : _____

प्रश्न 1. जोड़कर लिखो।

क) चा + रा = _____

ख) चि + डि + या = _____

ग) सा + थी = _____

घ) पी + त + ल = _____

प्रश्न 2. शब्द पूरे करो।

क)   _____ कटग)  _____ ताबड)  _____ सख)  प _____ डघ)  _____ पकच)  _____ लास

प्रश्न 3. तीन रंगों के नाम लिखो।

क) _____

ख) _____

ग) _____

प्रश्न 4. चित्र देखकर नाम लिखो।



क) _____

ख) _____

ग) _____

प्रश्न 5. लिंग बदलो।





क) पिता - _____

ख) रानी - _____

प्रश्न 6. चित्र देखकर सही शब्द पर गोला लगाओ।

- क)  छिलका छलका छीलका
- ख)  पिचकारी पिचकार पीचकारी
- ग)  तला ताला ताल
- घ)  सितार सियार सियारी

प्रश्न 7. चित्र देखकर सही शब्द से मिलाओ।

- क)  • टमाटर
- ख)  • परी
- ग)  • डाकिया
- घ)  • घड़ी

प्रश्न 8. वाक्य बनाओ-

क) अनार - _____

ख) डिबिया - _____

ग) मछली - _____

नाम- _____

विभाग : _____


अनुक्रमांक : _____

प्रश्न 1. दिए गए चित्रों को देखकर सही नाम पर सही (✓) का निशान लगाओ -

1.

छाता छता छात

2.

गीलास गिलास गलास


3.

चाबि चबी चाबी

4.

बदाल बादल बदला

5.

तकीया ताकया तकिया

6.

पापीता पपिता पपीता

प्रश्न 2. आ वाले शब्दों को आ के, इ वाले शब्दों को इ के और ई वाले शब्दों को ई के घर में पहुँचाओ-

मकड़ी



किशमिश

चाय



दीपक

किरण



पकवान

प्रश्न 3. चित्रों को देखकर दिए गए अक्षरों की मदद से नाम पूरा करो-



प — (री/ रि)



तब — (ली/ ला)



इम — (लि/ ली)



— मान (वी/ वि)



चिड़ि — (या/ यी)



तित — (ली/ लि)

Value Education
(2019-2020)
TOPIC : 'RESPECT'

Class – I






Date: _____

Name _____ Roll No. _____ Sec. _____

Meaning of 'RESPECT'.

Respect means behaving in a polite way towards others around you and being thoughtful of other people's feelings.

Q1. Circle the picture which shows acts of respect.




Q2. Match the words. What do you say when :

- Meet someone in the morning
- Someone gives you a gift
- You step on someone's toes by mistake
- You ask someone to do something

- a) Please
- b) Sorry
- c) Good morning
- d) Thank you

Q3. Join the dots and colour the picture.



- THINGS TO DO- Have an 'Animal Corner' outside your house in a garden.
- Take an old bowl, fill it with water and keep it for animals and birds
 - Take another old bowl. Put some grains, bread crumbs or small pieces of fruits. Watch the birds, squirrels or animals that may come to feed on them.

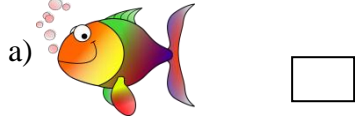
Class I
Name: _____

Sec _____


Date: _____
Roll No. _____

Q1. Tick[✓] the right answer:

i) Which of the following is man made ?



ii) Which of the following machines work with human power?



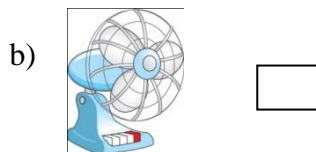
iii) Which of the following runs on electricity?



iv) Which of the following is a natural thing?



v) Which of the following runs on fuel?



Q2. Name the device for the following with the help of following clues:

i) It is used to point at things on the monitor.

M ___ U ___ E



ii) It is used to type letters, numbers or words.

K ___ Y ___ O ___ R ___



iii) It is used to listen to music or any sound stored on a computer. S ___ EA ___ E ___



Q3. A computer has different features. Circle the right feature and fill in the blank:

- i) It never gets _____ [Tired / Active]
- ii) It can work very _____ [Slow / Fast]
- iii) It never make _____ [mistakes / our work easy]
- iv) It needs _____ to work. [fuel/order]

Q4. Match the following

i. Brain of a Computer

ii. Looks like a Television

iii. A smart machine

iv. Used to take a printout on a paper

i.




ii.



iii.



iv.



Q5. Answer the following questions:

i) Name the device that is worn over the ears to listen to music.

ii) Name any task that you can do on a computer.

Q6. Identify the different types of computer.



i _____

ii _____

iii _____

ART AND CRAFT

