

Mathematics

Revision Worksheet-2 (2019-2020)

Class- 1

Date: _____

Name: _____ Roll No: _____ Sec: _____

Q.1 Write number names:

a) 85 - _____

b) 100 - _____

c) 90 - _____

Q.2 Arrange in ascending order:

a) 59 84 66 72

a) _____

b) 75 42 16 95

b) _____

Q.3 Arrange in descending order:

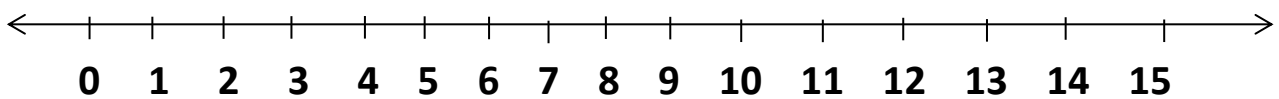
a) 55 38 100 79

b) 61 29 68 95

a) _____

b) _____

Q.4 Do the following addition on number line:



$8 + 4 = \square$

Q.7 Add:

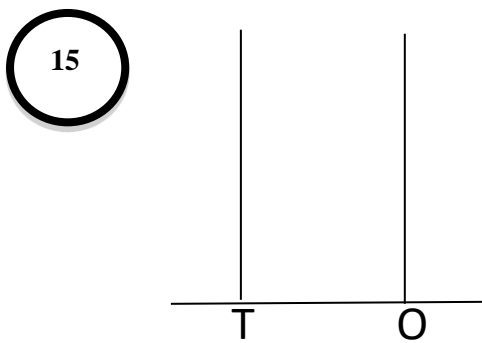
$$\begin{array}{r} \text{T O} \\ 14 \\ + 4 \\ \hline \square \end{array}$$

$$\begin{array}{r} \text{T O} \\ 13 \\ + 3 \\ \hline \square \end{array}$$

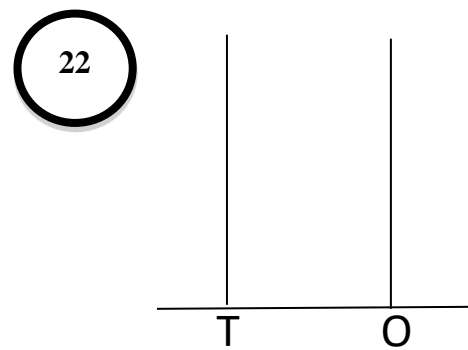
$$\begin{array}{r} \text{T O} \\ 16 \\ + 3 \\ \hline \square \end{array}$$

$$\begin{array}{r} \text{T O} \\ 10 \\ + 10 \\ \hline \square \end{array}$$

Q.8 Represent the numbers on abacus and write tens and ones:



15 = ___ tens + ___ ones



22 = ___ tens + ___ ones

Q.9 Subtract:

$$\begin{array}{r} \text{T O} \\ 12 \\ - 1 \\ \hline \square \end{array}$$

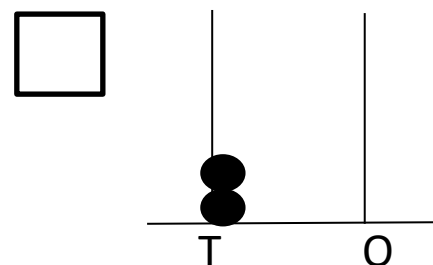
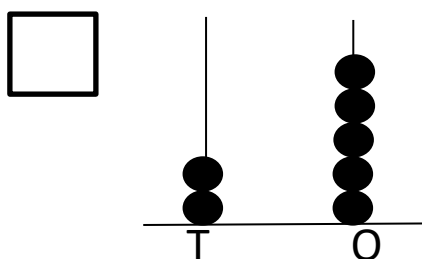
$$\begin{array}{r} \text{T O} \\ 19 \\ - 3 \\ \hline \square \end{array}$$

$$\begin{array}{r} \text{T O} \\ 13 \\ - 2 \\ \hline \square \end{array}$$

$$\begin{array}{r} \text{T O} \\ 17 \\ - 6 \\ \hline \square \end{array}$$

Q.10 Count the number of beads on abacus spikes and write the number

in the given box:



नाम- _____

विभाग : _____

अनुक्रमांक : _____

प्रश्न 1. जोड़कर लिखो।

क) रु + चि = _____

ख) सू + ई = _____

ग) पे + ड़ = _____

घ) है + रा + नी = _____

ङ) रू + पा + = _____

प्रश्न 2. शब्द पूरे करो।

क)  _____ लाग)  _____ राबख)  _____ लनघ)  _____ नक

प्रश्न 3. वाक्य बनाओ-

क) गुड़िया - _____

ख) चूड़ी - _____

ग) बैल - _____

प्रश्न 4. तीन फलों के नाम लिखो-

क) _____

ख) _____

ग) _____

प्रश्न 5. विलोम शब्द लिखो लिखो।

क) उदास × _____

ख) ऊपर × _____

ग) काला × _____

घ) रात × _____

प्रश्न 6. चित्र देखकर सही शब्द से मिलाओ।

क)  •

• चूहा

ख)  •

• तरबूज़


ग)  •

• पैर

घ)  •

• सेब

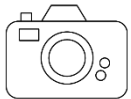
प्रश्न 7. चित्रों का नाम लिखकर वाक्य पूरा करो-


क) _____ मत काटो। 


ख) _____ खाली करो। 


ग) छुक - छुक करती _____ आ गई। 

प्रश्न 8. चित्र देखकर सही शब्द पर गोला लगाओ।

क)  केमरा कैमरा कमरा

ख)  कछुआ कछूआ कुछआ

ग)  फुल फूल फल

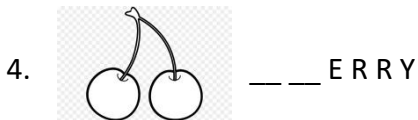
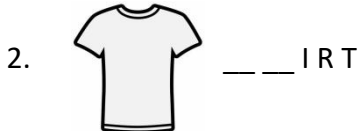

घ)  चाकू चाकु चाक

English Revision Worksheet -II (2019-20)
(BASED ON PA2 SYLLABUS)

Class -I

Name: _____ R.No.: ____ Sec: ____ Date: _____

Q1. Fill in the missing letters (Phonic Sounds):



Q2. Circle the naming words:

- a) My teacher is hardworking.
- b) A farmer grows crops.
- c) My brother lives in Pune.

Q3. Fill in the blanks with is, am, are:

- a) The girls _____ in the classroom.
- b) My mother _____ tall.
- c) I _____ going to school.

Q4. Fill in the blanks:

- a) Nina gets the _____.
- b) Diwali is the festival of _____.
- c) The jackal _____ for a long time.

d) Do not let anyone _____ you.

Q5. Fill in the blanks with correct pronoun:

a) _____ is my bag. (It / He)

b) Riya is my sister. _____ is very polite. (He/She)

Q6. Rearrange the words to make a correct sentence:

a) sky / blue / is

b) bottle / is / big / my

Q7. Make sentences:

a) line- _____

b) church - _____

c) pond - _____

Q8. Tick the correct answer:

a) We must _____ take things from the people we do not know.

always

never

b) _____ is the national festival.

Gurupurab

Gandhi Jayanti

English Worksheet - 4
(2019-20)

Class- I

Date- _____

Name - _____ Roll No - _____ Sec- _____

PRONOUNS

A **PRONOUN** is a word used in **place of a noun or naming word**.

PRONOUNS- I, He, She, It, You.

I, YOU	used in place of a boy , a girl , a man or a woman .
HE	used in place of a boy or a man .
SHE	used in place of a girl or a woman .
IT	used in place of non - living things ; animals and birds when they do not have special names.

For example-

I am Priya.

You are Sanjay.

This is my father.

He is a doctor.

There is a book on the table.

It is my book.

Mrs. Gupta is a teacher.

She teaches us English.

Q1. Fill in the blanks with 'you', 'he', 'it', 'I' or 'she':

1. _____ am a chef.

2. _____ are a good singer.

3. _____ is my friend, Tanya.

4. _____ is a beautiful car.

5. _____ is my brother.

6. I have a pet dog.

_____ is my best friend.

Q2. Circle the correct pronoun.

1. **He / She** is my sister.
2. **It / You** is a big bag.
3. **I / He** am going to the store.
4. **She / He** is my uncle.
5. **I / She** am Priya.
6. **You / He** are a good boy.

Q3. Choose the correct pronoun:

1. _____ is Bharti. (**You / She**)
2. _____ is a green bottle. (**It / He**)
3. _____ are a tall girl. (**It / You**)
4. _____ is a farmer. (**It / He**)
5. _____ am a pilot. (**I / She**)
6. _____ is a black cat. (**You / It**)
7. _____ all are good students. (**You / She**)
8. _____ are an intelligent girl. (**She / You**)

ENGLISH WORKSHEET-3

(2019-20)

CLASS 1

DATE: _____

NAME _____ ROLL NO. _____ SEC _____

NAMING WORDS

We use naming words for people, animals, places and things.

People

teacher

girl

Rohan

Places

school

Delhi

garden

Animals

cat

duck

monkey

Things

cake

needle

chair

Naming words are also called **NOUNS**.

Q.1 Look at the pictures and write their names in the appropriate category given below:



<u>People</u>	<u>Places</u>	<u>Animals</u>	<u>Things</u>

Q2. Colour the boxes which have nouns:

Bus	Hello	Cow	Jam
Good	Man	Sit	Run
Clap	Dance	Pilot	Parrot
Butterfly	Happy	Painter	Angry

Q.3 Circle the naming words:

- 1) The monkey is wearing a cap.
- 2) The gardener is watering the plants.
- 3) The postman brings letters for us.
- 4) The tiger is our national animal.
- 5) Mr. Mathur is reading the newspaper.
- 6) Anil lives in Mumbai.
- 7) Navya went to Goa by train.
- 8) Riya threw a ball to her dog.
- 9) The apple is on the table.
- 10) My mother went to the market.

English
WORKSHEET - 5 (2019- 2020)

Class- I

Date- _____

Name - _____ Roll No - _____ Sec- _____

USE OF IS , AM , ARE (Introduction to Doing Words)

is , am or are : are used with **Nouns** and **Pronouns** to frame a sentence.

is → is used with **he , she , it , this , that , one person / thing / animal.**

am → is used only with **I**.

are → is used with **you , we , many persons / things / animals.**

For example – 1) This **is** a beautiful flower.



2) I **am** sitting in a park.



3) You **are** alone at home.

Q1. Fill in the blanks with **is, am** or **are** :

- 1) The girls _____ playing.
- 2) The moon _____ round in shape.
- 3) I _____ riding a bicycle.
- 4) She _____ a gardener.
- 5) We _____ students.
- 6) He _____ a ticket collector.
- 7) Peacock _____ our national bird.
- 8) Tom and John _____ best friends.

Q.2 Choose the correct helping verb:

- 1) The rabbit _____ white in colour. (**are, is**)
- 2) I _____ drawing a picture. (**are, am**)
- 3) You _____ my brother. (**are, is**)
- 4) The vase _____ on the shelf. (**is, am**)
- 5) We _____ clever girls. (**are, is**)
- 6) I _____ watering the plants. (**am, is**)
- 7) My father _____ a pilot. (**are, is**)
- 8) I _____ a singer. (**am, are**)

Q.3 Circle the correct helping verb:

- 1) The balls **are / is** in the basket.
- 2) I **is / am** a good girl.
- 3) This **is / am** a tall tree.
- 4) Sam **are / is** a good driver.
- 5) The pens **are / is** in the drawer.
- 6) She **is / are** a teacher.
- 7) Simmy and Riya **are / is** sisters.
- 8) It **am / is** a pencil box.

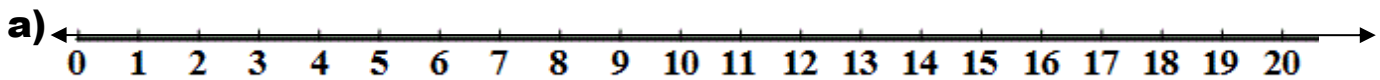
MATHEMATICS WORKSHEET - 3 (2019-20)

TOPIC: Addition

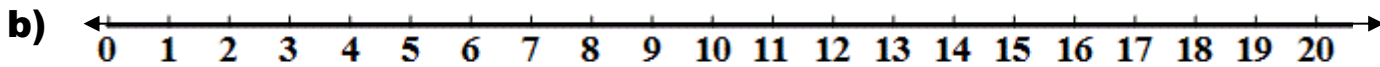
Class – I

Name _____ Roll No. _____ Sec. _____ Date: _____

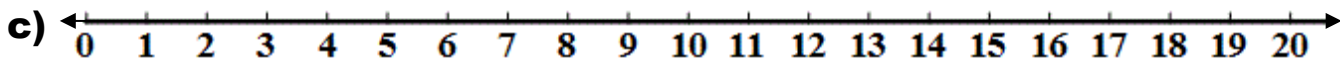
Q1. Do the following additions on Number Line:



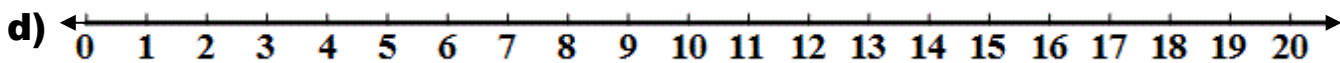
$$7 + 3 = \underline{\hspace{2cm}}$$



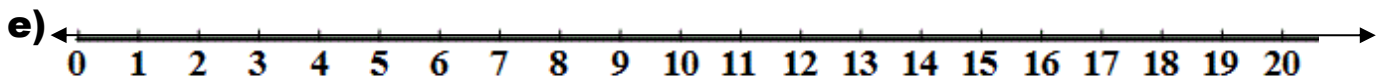
$$9 + 4 = \underline{\hspace{2cm}}$$



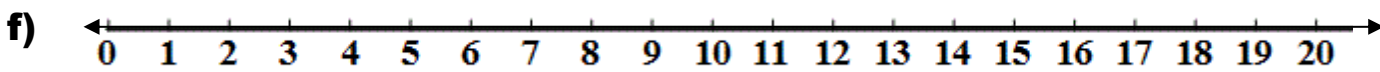
$$11 + 5 = \underline{\hspace{2cm}}$$



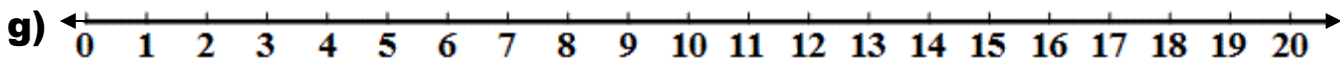
$$12 + 2 = \underline{\hspace{2cm}}$$



$$14 + 3 = \underline{\hspace{2cm}}$$

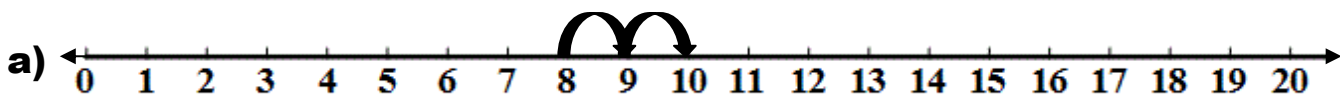


$$10 + 1 = \underline{\hspace{2cm}}$$

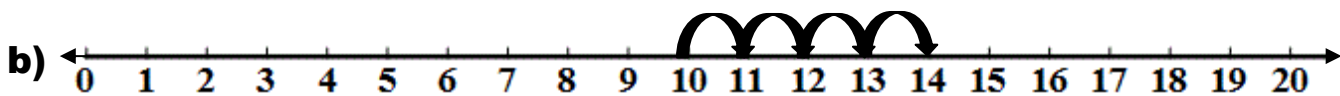


$$11 + 6 = \underline{\hspace{2cm}}$$

Q2. Add on the number lines and fill in the blanks:



$$8 + \underline{\hspace{1cm}} = 10$$



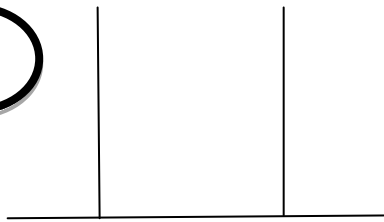
$$\underline{\hspace{1cm}} + 4 = 14$$

MATHEMATICS WORKSHEET
CLASS -I
(2019-20)
TOPICS: Tens and Ones (11- 30), Addition

Name _____ Roll No. _____ Sec. _____

Q1. Represent the given numbers on Abacus and write as Tens and Ones:

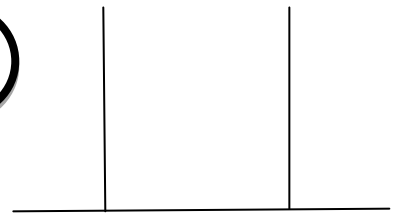
11



T O

11 = _____ tens + _____ ones

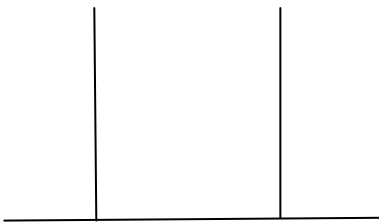
14



T O

14 = _____ tens + _____ ones

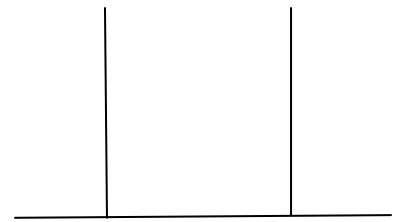
13



T O

13 = _____ tens + _____ ones


22



T O

22 = _____ tens + _____ ones

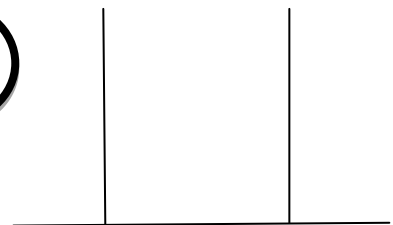
20



T O

20 = _____ tens + _____ ones

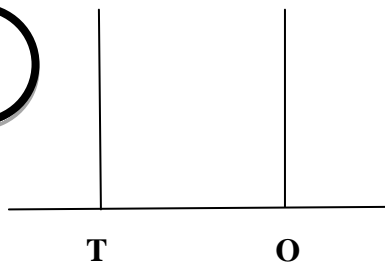
25



T O

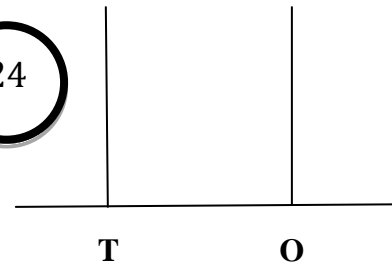
25 = _____ tens + _____ ones

30



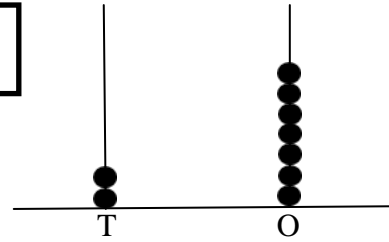
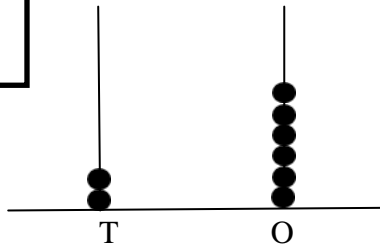
30 = _____ tens + _____ ones

24



24 = _____ tens + _____ ones

Q-2. Count the number of beads on abacus spikes and write the number in the given box:



Q-3. Add :

a)

T	O
1	4
+	
2	
<input style="width: 100px; height: 30px;" type="text"/>	

b)

T	O
1	5
+	
2	
<input style="width: 100px; height: 30px;" type="text"/>	

c)

T	O
1	0
+	
5	
<input style="width: 100px; height: 30px;" type="text"/>	

d)

T	O
1	0
+	
1 0	
<input style="width: 100px; height: 30px;" type="text"/>	

e)

T	O
1	6
+	
3	
<input style="width: 100px; height: 30px;" type="text"/>	

f)

T	O
1	2
+	
6	
<input style="width: 100px; height: 30px;" type="text"/>	

Value Education
2019-20
Honesty & Truthfulness

CLASS – 1

DATE _____

NAME _____

ROLL NO. _____ SEC _____

MEANING OF 'HONESTY'

Honesty is always telling the truth. It is about being Loyal. Truthfulness involves not to lie to anybody. It is quality of being true in all situations.

Q1. Tick the correct option :

1. What will you do if you break a glass?



Tell your mother the truth



Tell your mother that you don't know who did it

2. You want to play with your friend's toy



Take the toy without asking



Request your friend for the toy

3. Rahul forgot to bring his activity material to school. He told teacher the truth. Was Rahul right?

(a) Yes

(b) No



4. You do not know the answer to a question in the test.



Ask the answer from a friend



Try to answer on your own or leave it unanswered

Q2. Great! You have received this award for being honest. Let's colour it and make it beautiful.



Let's talk:

The class will together set up rules for honesty. These rules will be followed by everyone.

- **We will be honest and truthful to everyone.**
- **We will not take anything that does not belong to us without permission.**
- **We will not hide our mistakes from our elders.**

Class I
Name: _____

Sec _____

Date: _____
Roll No. _____

Q1. Tick[✓] the right answer:

1. Where do we attach the wire of a mouse?

- a) keyboard b) speaker c) CPU

2. Which finger must be placed on the left mouse button?

- a) middle b) index c) Thumb

3. What do we call the small arrow moving on the monitor?

- a) cursor b) stick c) Mouse pointer

4. A mouse is always kept on a _____.

- a) book b) chair c) mouse pad

5. Which part of a mouse is used to move page up and down?

- a) Scroll wheel b) right button c) left button

6. Which button is used to change the thickness of a line in MS Paint software?

- a) Size button b) Paint button c) Save button

7. To draw a straight line, hold down the _____ key in MS Paint software.

- a) Ctrl b) Shift c) Alt

8. Name the program that is used to make drawing on a computer.

- a) MS Paint b) Notepad c) WordPad

9. _____ button contains different options to work in MS paint.

- a) Save button b) Size button c) Paint button

Q2. A computer mouse functions in different ways. Mention the way to do the following.






1. To select an item on computer screen. _____
2. To move an item from one place to another. _____
3. To open an item. _____
4. To show the list of options on the monitor. _____

Q3. Write the steps to open MS Paint.

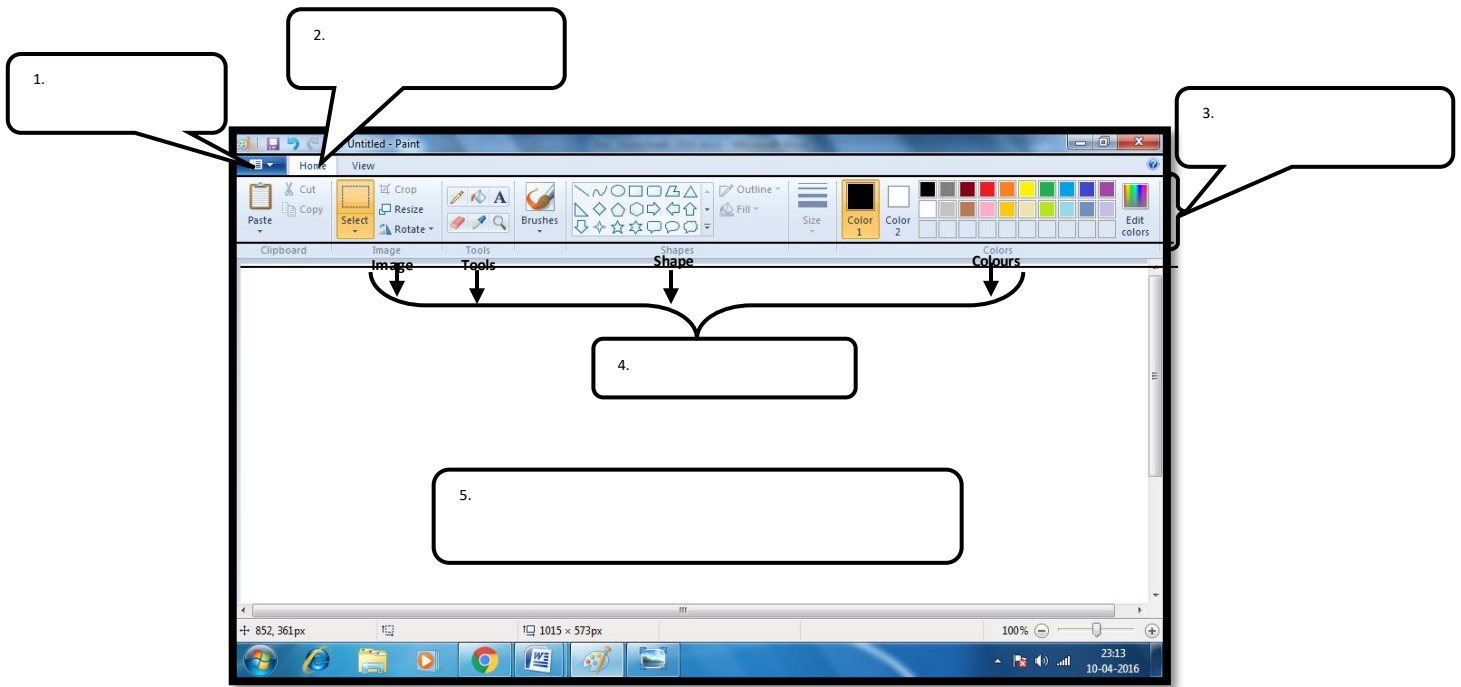
1. Click on _____ button.
2. Choose _____
3. Choose Accessories
4. Click on _____

Q4. Match the following MS Paint tools.

1. To fill colour in an object.
2. To draw a straight line.
3. To Erase a drawing.
4. To draw a circle.
5. To draw a rectangle

- | | | |
|----|---|-----------------------|
| 1. |  | Rectangle tool |
| 2. |  | Fill with colour tool |
| 3. |  | Line tool |
| 4. |  | Eraser tool |
| 5. |  | Oval tool |

Q5. Label The MS Paint Window.



Q6. Write the uses of computer Mouse.

Q7. Mention any two tools used to draw the given picture of the MS Paint software:



1. _____
2. _____